

Tapestry Guide for Parents - website

Getting Started

Website address: <https://tapestryjournal.com/>



Your password is:

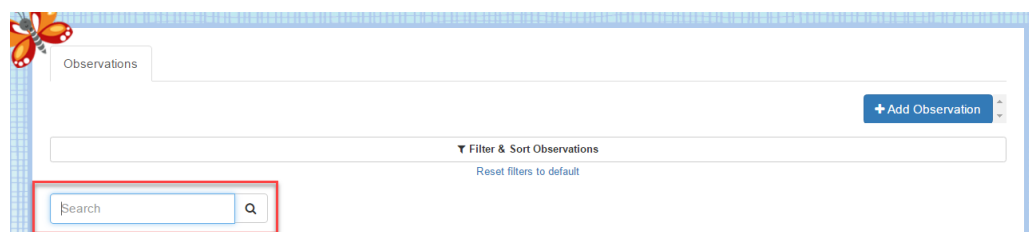
Please ensure you change this and keep it safe.

If you would like a separate login for each parent, this is possible but will require a second email address.

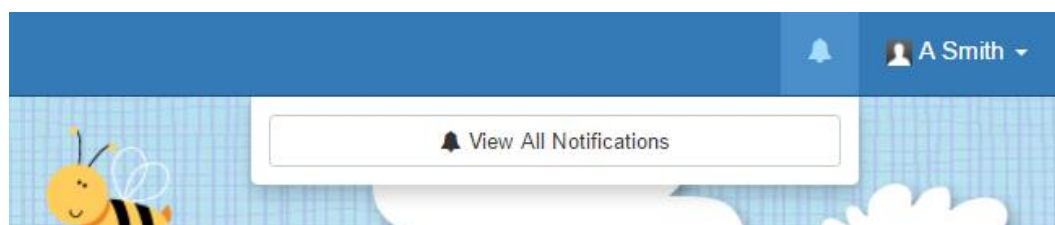
Observations

Once you have successfully logged in. You will be taken to the home page. Here you will be able to see your child's observations in chronological order. It is likely that the first time you log in there won't be very many, but this list will grow throughout your child's time at school.

If there is a specific observation that you are looking for, you can search for a code word in the search bar.



At the top of the screen, next to your name, you will find your notification bell. If any observations/comments have been added since the last time you logged into Tapestry, they will show up there. You can see past notifications by clicking on 'View All Notifications'.

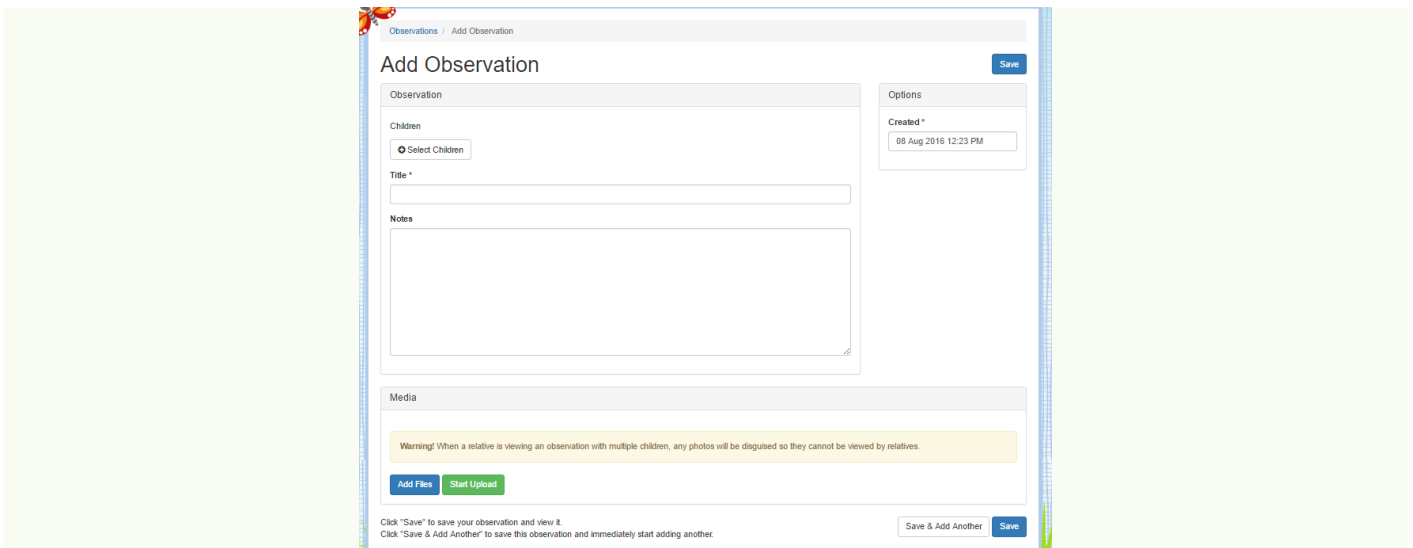


As well as see the observations made in school, you are able to contribute from home. In order to add an observation, you first need to click on the blue 'Add Observation' button. This can be found on the home 'Observations' tab.



Once you have clicked on it, you will be taken to the page shown below. Here you will need to pick your child/children from the drop down list, add a title, and then you can add some notes and media.

Don't forget to press 'Save' at the end!

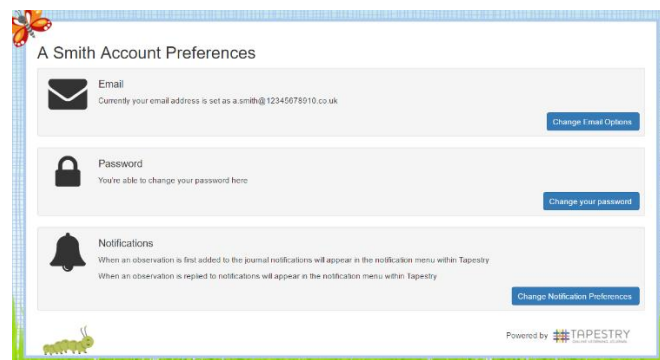


You are also able to make comments on observations added by staff, or simply use the 'like' button. This works in the same way for staff. Please keep in mind when commenting, that when your child's Learning Journey is exported to PDF at the end of the year, your comments and those made by staff will also be included.

Edit Preferences

You can find this by clicking on your name in the top right hand corner and choosing it from the drop down list. This drop down list is also where you log off from (though it will log you off automatically if you close the page or are inactive for an hour or more).

The screen will look like this:



From here you are able to change your current settings.

Tapestry Apps

There is an app for both iOS and Android. If you search either in the App Store or Google Play for 'Tapestry', you will be able to download it for free.

The app icon look like this:



Once downloaded, you will be able to login as you would for the website. You will be given the option to select your child, add notes and include photographs. You may find this easier than the website, as we so often use tablets and phones to take photos rather than cameras.

If you come up against any problems with accessing your child's Learning Journey the please come and ask. I may be able to you have a look from the staff access page.